

600080

2011

| | |
|-------|-----|
| | 2 |
| | 2 |
| | 3 |
| | 5 |
| | 8 |
| | 12 |
| | 16 |
| | 17 |
| | 26 |
| | 27 |
| | 32 |
| | 111 |

()

()

()

()

| | |
|--|--|
| | |
| | |
| | |

()

()

()

| | |
|--|-----------------------------|
| | |
| | ST |
| | GINWA ENTERPRISE GROUP INC. |
| | GINWA |
| | |

()

| | | |
|--|---|---|
| | | |
| | | |
| | 202 | 202 |
| | 029-88336635 | 029-88336635 |
| | 029-81778626 | 029-81778626 |
| | ginwa@pub.xaonline.com ginwa@public.xa.sn.cn | ginwa@pub.xaonline.com ginwa@public.xa.sn.cn |

()

| | |
|--|--|
| | 3 |
| | 710075 |
| | 202 |
| | 710065 |
| | http://www.ginwa.com.cn |
| | ginwa@pub.xaonline.com ginwa@public.xa.sn.cn |

()

| | |
|--|-----------------------|
| | |
| | http://www.sse.com.cn |
| | |

()

| | | | | |
|---|--|----|--------|--|
| | | | | |
| A | | ST | 600080 | |

()

| | |
|--|-----------------|
| | 1996 2 14 |
| | 3 |
| | 2007 9 30 |
| | 610000100022703 |
| | 610198294196407 |
| | 29419640-7 |
| | |
| | 16 2 4 |

()

| | |
|--|----------------|
| | |
| | 42,415,730.78 |
| | 174,622,570.88 |
| | 165,555,059.41 |
| | 618,089.79 |
| | 91,018,375.04 |

()

| | | | | |
|--|------|--|------|------|
| | 2011 | | 2010 | 2009 |
|--|------|--|------|------|

| | | | | |
|--|------------------|------------------|--------|------------------|
| | | | | |
| | 91,018,375.04 | 40,760,100.09 | 123.30 | 37,418,413.56 |
| | 2011 | 2010 | % | 2009 |
| | 1,069,061,235.97 | 1,427,778,660.55 | -25.12 | 1,375,706,568.62 |
| | 150,615,322.43 | 702,807,541.39 | -78.57 | 684,135,892.51 |
| | 916,111,909.82 | 722,547,734.15 | 26.79 | 688,984,345.80 |
| | 305,295,872.00 | 305,295,872.00 | | 305,295,872.00 |

| | | | | |
|---|--------|---------|--------|---------|
| | 2011 | 2010 | % | 2009 |
| | 0.5423 | 0.1099 | 393.45 | -0.0478 |
| | 0.5423 | 0.1099 | 393.45 | -0.0478 |
| / | 0.5423 | / | / | / |
| | 0.0020 | -0.0940 | | -0.1700 |
| % | 20.21 | 4.76 | 15.45 | -2.13 |
| % | 0.08 | -4.07 | | -7.56 |
| | 0.2981 | 0.1335 | 123.30 | 0.1226 |
| | 2011 | 2010 | % | 2009 |
| | 3.0007 | 2.3667 | 26.79 | 2.2568 |
| % | 14.09 | 49.22 | 35.13 | 49.73 |

()

1

| | | | | | | | | | |
|---|--|-----|--|--|--|--|--|--|-----|
| | | | | | | | | | |
| | | (%) | | | | | | | (%) |
| 1 | | | | | | | | | |
| 2 | | | | | | | | | |
| 3 | | | | | | | | | |

| | | | | | | | | | |
|---|-------------|-----|--|--|--|--|--|-------------|-----|
| | | | | | | | | | |
| | | | | | | | | | |
| | | | | | | | | | |
| | | | | | | | | | |
| | | | | | | | | | |
| | 305,295,872 | 100 | | | | | | 305,295,872 | 100 |
| 1 | 305,295,872 | 100 | | | | | | 305,295,872 | 100 |
| 2 | | | | | | | | | |
| 3 | | | | | | | | | |
| 4 | | | | | | | | | |
| | 305,295,872 | 100 | | | | | | 305,295,872 | 100 |

2

()

1

2

3

()

1

| | | | | | | |
|------|--|--------|------------|------------|--|-----------------|
| 2011 | | 28,616 | | | | 28,869 |
| | | (%) | | | | |
| | | 25.55 | 78,000,000 | | | 0 30 000 000 |
| | | 3.75 | 11,440,000 | -3,560,000 | | 0 |

| | | | | | | |
|--|--|------|------------|------------|---|--|
| | | 1.56 | 4,760,000 | 3,644,000 | 0 | |
| | | 0.98 | 2,987,100 | -9,845,547 | 0 | |
| | | 0.75 | 2,292,981 | | 0 | |
| | | 0.52 | 1,600,000 | | 0 | |
| | | 0.45 | 1,382,930 | | 0 | |
| | | 0.43 | 1,300,000 | | 0 | |
| | | 0.41 | 1,250,000 | | 0 | |
| | | 0.40 | 1,210,000 | | 0 | |
| | | | | | | |
| | | | | | | |
| | | | 78,000,000 | | | |
| | | | 11,440,000 | | | |
| | | | 4,760,000 | | | |
| | | | 2,987,100 | | | |
| | | | 2,292,981 | | | |
| | | | 1,600,000 | | | |
| | | | 1,382,930 | | | |
| | | | 1,300,000 | | | |
| | | | 1,250,000 | | | |
| | | | 1,210,000 | | | |
| | | | | | | |

2

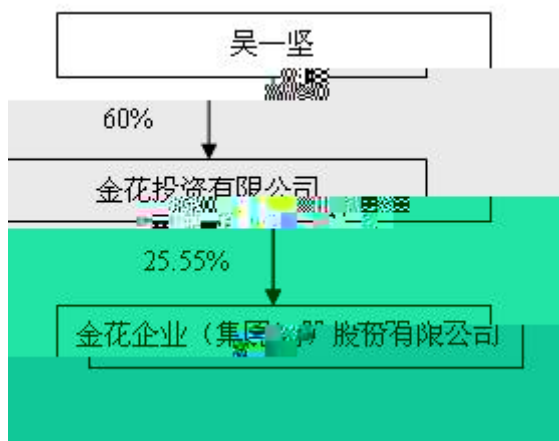
(1)

| | |
|--|-----------|
| | |
| | |
| | 1995 7 24 |
| | 8,000 |
| | |

(2)

| | |
|---|--|
| | |
| | |
| | |
| 5 | |

(3)



3

()

| | | | | | | | | | | | |
|--|--|--|----|------------|---|------------|---|--------|--------|--|--|
| | | | | | | | | | | | |
| | | | 52 | 2011 21 | 4 | 2014 21 | 4 | 23,240 | 23,240 | | |
| | | | 55 | 2011 21 | 4 | 2014 21 | 4 | | | | |

| | | | | | | | | | | | | |
|--|---|---|----|------------|---|------------|---|--------|--------|---|---------|---|
| | | | 56 | 2011 21 | 4 | 2014 21 | 4 | | | | | |
| | | | 49 | 2011 10 | 6 | 2014 21 | 4 | 29,050 | 29,050 | | 43.84 | |
| | | | 48 | 2011 21 | 4 | 2014 21 | 4 | | | | 3 | |
| | | | 50 | 2011 21 | 4 | 2014 21 | 4 | | | | 3 | |
| | | | 40 | 2011 21 | 4 | 2014 21 | 4 | | | | 3 | |
| | | | 61 | 2011 21 | 4 | 2014 21 | 4 | 17,430 | 17,430 | | | |
| | | | 54 | 2011 21 | 4 | 2014 21 | 4 | | | | | |
| | | | 32 | 2011 21 | 4 | 2014 21 | 4 | | | | 5.58 | |
| | | | 42 | 2011 20 | 5 | 2014 21 | 4 | | | | 29.57 | |
| | | | 47 | 2011 21 | 4 | 2014 21 | 4 | | | | 25.61 | |
| | | | 49 | 2011 21 | 4 | 2014 21 | 4 | | | | 21.96 | |
| | | | 40 | 2011 21 | 4 | 2014 21 | 4 | | | | 19.57 | |
| | | | 47 | 2008 15 | 5 | 2011 20 | 5 | | | | 27.86 | |
| | | | 49 | 2008 15 | 5 | 2011 21 | 4 | | | | 3.655 | |
| | | | 40 | 2008 15 | 5 | 2011 21 | 4 | | | | | |
| | / | / | / | / | / | / | | 69,720 | 69,720 | / | 186.645 | / |

2006 1 2011 5

1996 4 2004 1

10 2003 11 2004 2

2004 10 2005 2

2005 2

2003 2

2008 9

2000 4

2003 11 2010 11

2010 11

2008 9

1995 2000

2000 2005 2005 5 2006 11

2006 12 2008 3 2008

2010 4 2010 4

2002 3

1996

2002 11 2006 5

2003 2011 4

1999 2011 4 2011

4 2011 5

1999 6 2002 12

2003 1 2003 12 2004 1 2006 1

2006 1 2008 5 2005 6

2008 5 2008 5

2007 3 2010 2 2010

2 2011 4

2000 2003 2003 6 2004 3

2011 4

AST

IBM

2005 4
2006 1
2008 4

2002 1
2004 5
2006 6
2011 5

2001 PREMIER 2005 5
2002 5
2007 4
2008 5
2011 4

GATEWAYTRAVEL 2004 1
2006 6
2011

()

| | | | | | |
|--|--|--|--|--|--|
| | | | | | |
|--|--|--|--|--|--|

| | | | |
|--|--|--|--|
| | | | |
| | | | |
| | | | |
| | | | |

()

| | |
|--|-----|
| | 404 |
| | 0 |
| | |
| | |
| | 239 |
| | 55 |
| | 38 |
| | 18 |
| | 54 |
| | |
| | |
| | 96 |
| | 77 |
| | 7 |

()

[2011]30

[2011]96

1

2

3

" "

4

5

6

7

2008 6 12

[2008]27

[2008]45

2008 7 3

" "

()

1

| | | | | | | | |
|--|--|---|---|---|---|---|--|
| | | | | | | | |
| | | 7 | 5 | 2 | 0 | 0 | |
| | | 7 | 5 | 2 | 0 | 0 | |
| | | 7 | 5 | 2 | 0 | 0 | |
| | | 7 | 5 | 2 | 0 | 0 | |
| | | 7 | 5 | 2 | 0 | 0 | |
| | | 7 | 3 | 2 | 2 | 0 | |

3

()

| | | | | |
|--|--|--|--|--|
| | | | | |
| | | | | |
| | | | | |
| | | | | |
| | | | | |
| | | | | |

()

| | |
|--|------------|
| | |
| | 1 [2011]30 |

| | |
|---|----------|
| | [2011]96 |
| 2 | |
| 3 | |
| | |
| | |
| | |
| | |
| | |
| | |
| | |

()

()

1

2

3

()

[2011]30

[2011]96

1

2

3

()

| | | | |
|------|-----------|--|-----------|
| | | | |
| 2010 | 2011 4 21 | | 2011 4 22 |

2011 4 21

2010

2011 4 22

2010

2010

2010

2010

2010

()

| | | | |
|------|------------|--|------------|
| | | | |
| 2011 | 2011 6 10 | | 2011 6 11 |
| 2011 | 2011 11 11 | | 2011 11 12 |

1

2011 6 10

2011

2011

6 11

2

11 12 2011 11 11 2011 2011

()

1

GMP

| | | | | | | | |
|--|----------------|----------------|-------|-------|--------|--------|-------|
| | | | (%) | % | % | % | % |
| | 188,142,748.36 | 43,140,206.05 | 77.07 | 83.17 | 50.67 | -5.13 | 13.49 |
| | 134,104,753.29 | 128,109,451.17 | 4.47 | 3.44 | -13.30 | -15.78 | 2.81 |
| | 51,542,164.96 | 28,195,403.33 | 45.30 | 13.39 | 13.18 | 5.71 | 3.86 |

13.49

2.81

3.86

3)

| | | | |
|--|---------------|---|-------|
| | 37,143,952.80 | % | 42.67 |
| | 91,653,978.59 | % | 24.23 |

3

| | | | % | | |
|--|------------------|------------------|-------|-------|--------|
| | | | | | |
| | 38,315,523.58 | 142,050,854.70 | 3.58 | 9.95 | -6.37 |
| | 36,621,194.23 | 9,937,684.73 | 3.43 | 0.70 | 2.73 |
| | 10,229,607.62 | 7,691,225.13 | 0.96 | 0.54 | 0.42 |
| | 80,515,959.33 | 8,459,974.31 | 7.53 | 0.59 | 6.94 |
| | 199,358,321.17 | 379,435,875.51 | 18.65 | 26.58 | -7.93 |
| | 1,989,606.15 | 860,500.00 | 0.19 | 0.06 | 0.13 |
| | 117,377.36 | 1,455,552.41 | 0.01 | 0.10 | -0.09 |
| | 0.00 | 419,906,473.16 | 0.00 | 29.41 | -29.41 |
| | 600,000.00 | 4,754,610.46 | 0.06 | 0.33 | -0.28 |
| | 15,243,601.98 | 5,869,950.04 | 1.43 | 0.41 | 1.01 |
| | 13,275,533.61 | 2,455,574.33 | 1.24 | 0.17 | 1.07 |
| | 0.00 | 167,370,189.80 | 0.00 | 11.72 | -11.72 |
| | 64,361,247.64 | 46,475,824.24 | 6.02 | 3.26 | 2.77 |
| | 0.00 | 3,823,229.45 | 0.00 | 0.27 | -0.27 |
| | 1,069,061,235.97 | 1,427,778,660.55 | | | |

ERP

2011 5

4

| | | | % | | |
|--|----------------|----------------|-------|---------|---------|
| | | | | | |
| | 42,415,730.78 | -44,868,469.91 | 24.29 | -135.13 | 159.42 |
| | 132,206,840.10 | 78,071,604.69 | 75.71 | 235.13 | -159.42 |
| | 174,622,570.88 | 33,203,134.78 | | | |

87,284,200.69

141,419,436.10

(1)

2

3

5

| | | | % | |
|--|----------------|----------------|----------------|--------|
| | | | | |
| | 378,249,985.22 | 327,428,993.63 | 50,820,991.59 | 15.52 |
| | 199,849,545.41 | 224,739,907.56 | -24,890,362.15 | -11.08 |
| | 70,944,639.93 | 21,067,523.70 | 49,877,116.23 | 236.75 |
| | 60,290,220.28 | 63,079,381.76 | -2,789,161.48 | -4.42 |
| | 32,901,049.70 | 58,681,869.08 | -25,780,819.38 | -43.93 |
| | 5,637,479.15 | 897,695.19 | 4,739,783.96 | 527.99 |
| | 136,143,734.40 | 106,218,089.26 | 29,925,645.14 | 28.17 |
| | 3,936,894.30 | 28,146,484.57 | -24,209,590.27 | -86.01 |

15.52%

11.08%

43.93%
 4,739,783.96
 28.17%

86.01% 2011 6

6

| | | | | % |
|--|-----------------|----------------|-----------------|--------|
| | 91,018,375.04 | 40,760,100.09 | 50,258,274.95 | 123.30 |
| | 189,868,859.16 | -15,191,927.86 | 205,060,787.02 | |
| | -384,622,565.32 | 67,561,225.01 | -452,183,790.33 | |
| | -103,735,331.12 | 93,129,397.24 | -196,864,728.36 | |

7

| | | | | | |
|--|--|--|----------------|----------------|----------------|
| | | | 527,500,000.00 | 582,724,592.17 | -12,396,443.18 |
| | | | 5,000,000.00 | 19,384,991.84 | 77,225.65 |
| | | | 1,000,000.00 | 863,704.68 | -299,687.44 |
| | | | 5,000,000.00 | 737,343.54 | -50,716.79 |
| | | | 5,000,000.00 | 0.00 | -2,879,813.32 |
| | | | 5,000,000.00 | 0.00 | -1,523,564.23 |

8

9

1

"

"

| | | | | | |
|--|-----------|----|--------------|--------|-----------|
| | | 10 | 2011 2011 | 2011 6 | |
| | 2011 6 15 | | | | 2011 6 16 |

2011

2011 8 11

2011 53 2012

2 27

2012 2 29

2012 4 9 2012 3 30

2011 2011

1

2 2011 2 6

8

1

2

3

2012

4

2011

2011

5

6

1

2

3

7 2012

2012

122CC115.99.714 -1[[([2)5(0)5(1)39(1)30)5(0 Td [<1448074009CC114.13E1468045F09CB6<074231146B.

9

1

2

| | | | |
|----------------|------|----------------|-----|
| | 2011 | 176,981,179.39 | 10% |
| 17,698,117.94 | | 159,283,061.45 | |
| 133,810,891.85 | | 293,093,953.30 | |
| 2011 | | | |

2011

| | 10 | 10 () | 10 | | | (%) |
|------|----|-----------|----|---|----------------|-----|
| 2008 | 0 | | | 0 | -53,183,477.34 | |
| 2009 | 0 | | | 0 | -14,588,456.24 | |
| 2010 | 0 | | | 0 | 33,563,388.35 | |

()

| | | | | | | |
|--|---|---|---|---|---|----|
| | 4 | 2 | 0 | 1 | 0 | 23 |
|--|---|---|---|---|---|----|

2010

23

2011 3 23

()

1

| | | | | | | | | | | | |
|--|------|------------------|--------|---------|----------|--|--|--|--|--|-------|
| | | | | | | | | | | | |
| | | | | | | | | | | | (%) |
| | 100% | 2011 11 11 | 27,800 | -440.34 | 3,557.33 | | | | | | 21.49 |

2011

2011 10 27 11 12 12 21

2

()

1

| | | | | |
|--|--|--|---------------|---------------|
| | | | | |
| | | | | |
| | | | 28,009,116.26 | |
| | | | 39,000,000.00 | 37,061,402.52 |
| | | | 67,009,116.26 | 37,061,402.52 |
| | | | | 0 |
| | | | | 0 |
| | | | | |

| | | | | | | | |
|--|--|--|----------|--|--|---------|--|
| | | | 2800.91 | | | | |
| | | | 2008 | | | 2011 4 | |
| | | | 18 | | | 21 | |
| | | | 3538.30 | | | 3538.30 | |
| | | | 14839.12 | | | | |

()

: :

| | |
|--|----|
| | |
| | |
| | |
| | 53 |
| | 3 |

()

()

()

| | | | |
|----------|-----|-----------|---|
| | | | |
| () | B24 | 2011 1 7 | http://www.sse.com.cn |
| 2010 () | B24 | 2011 1 14 | http://www.sse.com.cn |
| () | B1 | 2011 1 18 | http://www.sse.com.cn |
| () | 12 | 2011 3 26 | http://www.sse.com.cn |
| () | 12 | 2011 3 26 | http://www.sse.com.cn |

| | | | |
|-------------|------|------------|---|
| () 2010 | 12 | 2011 3 26 | http://www.sse.com.cn |
| () 0 0 | B195 | 2011 4 22 | http://www.sse.com.cn |
| () | 72 | 2011 4 23 | http://www.sse.com.cn |
| () | 72 | 2011 4 23 | http://www.sse.com.cn |
| () GMP | B107 | 2011 4 29 | http://www.sse.com.cn |
| () | 31 | 2011 5 21 | http://www.sse.com.cn |
| () 2011 | 31 | 2011 5 21 | http://www.sse.com.cn |
| () 2010 | B10 | 2011 5 27 | http://www.sse.com.cn |
| () 0 | 32 | 2011 6 11 | http://www.sse.com.cn |
| () | B16 | 2011 6 16 | http://www.sse.com.cn |
| () | 16 | 2011 6 25 | http://www.sse.com.cn |
| () | B31 | 2011 7 5 | http://www.sse.com.cn |
| () | B31 | 2011 7 5 | http://www.sse.com.cn |
| () | B49 | 2011 8 10 | http://www.sse.com.cn |
| () | 34 | 2011 8 13 | http://www.sse.com.cn |
| () | B20 | 2011 10 27 | http://www.sse.com.cn |

| | | | |
|-------------|-----|------------|---|
| | | | |
| () 2011 | B20 | 2011 10 27 | http://www.sse.com.cn |
| () | B20 | 2011 10 27 | http://www.sse.com.cn |
| () 0 | 16 | 2011 11 12 | http://www.sse.com.cn |
| () | B36 | 2011 11 23 | http://www.sse.com.cn |
| () | B36 | 2011 11 23 | http://www.sse.com.cn |
| () | B4 | 2011 11 25 | http://www.sse.com.cn |
| () | 39 | 2011 12 10 | http://www.sse.com.cn |
| () | B35 | 2011 12 21 | http://www.sse.com.cn |

()

[2012] 705A1997

2011 12 31

2011

(1)

(2)

2011 12 31

2011

()

2011 12 31

:

: :

| | | | |
|--|--|---------------|----------------|
| | | | |
| | | | |
| | | 38,315,523.58 | 142,050,854.70 |
| | | | |
| | | | |
| | | 9,123,908.48 | 9,113,843.92 |
| | | 36,621,194.23 | 9,937,684.73 |
| | | 10,229,607.62 | 7,691,225.13 |
| | | | |
| | | | |
| | | | |
| | | 80,515,959.33 | 8,459,974.31 |

| | | | |
|--|--|------------------|------------------|
| | | | |
| | | 35,268,920.27 | 33,402,638.18 |
| | | | |
| | | | |
| | | 210,075,113.51 | 210,656,220.97 |
| | | | |
| | | | |
| | | | |
| | | | |
| | | 154,276,735.63 | 154,276,735.63 |
| | | | |
| | | 453,360,409.28 | 629,488,861.68 |
| | | 199,358,321.17 | 379,435,875.51 |
| | | | |
| | | | |
| | | | |
| | | 48,890,031.77 | 51,604,914.35 |
| | | 1,989,606.15 | 860,500.00 |
| | | | |
| | | 117,377.36 | 1,455,552.41 |
| | | 993,641.10 | |
| | | | |
| | | 858,986,122.46 | 1,217,122,439.58 |
| | | 1,069,061,235.97 | 1,427,778,660.55 |
| | | | |

| | | | |
|--|--|------------------|------------------|
| | | | |
| | | | |
| | | | |
| | | | |
| | | | |
| | | | |
| | | 143,051,605.55 | 691,077,051.20 |
| | | | |
| | | | |
| | | | |
| | | 263,256.33 | 302,614.33 |
| | | | |
| | | 7,300,460.55 | 7,604,646.41 |
| | | | 3,823,229.45 |
| | | 7,563,716.88 | 11,730,490.19 |
| | | 150,615,322.43 | 702,807,541.39 |
| | | | |
| | | 305,295,872.00 | 305,295,872.00 |
| | | 252,598,614.91 | 224,589,498.65 |
| | | | |
| | | | |
| | | 86,368,545.64 | 68,670,427.70 |
| | | | |
| | | 271,848,877.27 | 123,991,935.80 |
| | | | |
| | | 916,111,909.82 | 722,547,734.15 |
| | | 2,334,003.72 | 2,423,385.01 |
| | | 918,445,913.54 | 724,971,119.16 |
| | | 1,069,061,235.97 | 1,427,778,660.55 |

2011 12 31

:

: :

| | | | |
|--|--|---------------|----------------|
| | | | |
| | | | |
| | | 20,903,760.78 | 117,162,877.50 |
| | | | |

| | | | |
|--|--|----------------|----------------|
| | | 9,070,922.72 | 9,113,843.92 |
| | | 33,011,036.43 | 4,212,603.52 |
| | | 7,821,323.69 | 4,442,841.62 |
| | | | |
| | | | |
| | | 79,700,272.80 | 9,316,580.35 |
| | | 17,267,114.78 | 15,696,498.92 |
| | | | |
| | | | |
| | | 167,774,431.20 | 159,945,245.83 |
| | | | |
| | | | |
| | | | |
| | | | |
| | | 699,503,313.74 | 699,706,344.31 |
| | | | |
| | | 97,708,551.84 | 258,373,761.67 |
| | | 30,466,540.39 | 210,544,094.73 |

| | | | |
|--|--|------------------|------------------|
| | | | |
| | | 147,488,825.35 | 655,587,823.85 |
| | | | |
| | | | |
| | | | |
| | | 263,256.33 | 302,614.33 |
| | | | |
| | | | |
| | | | 3,823,229.45 |
| | | 263,256.33 | 4,125,843.78 |
| | | 147,752,081.68 | 659,713,667.63 |
| | | | |
| | | 305,295,872.00 | 305,295,872.00 |
| | | 214,589,498.65 | 214,589,498.65 |
| | | | |
| | | | |
| | | 86,368,545.64 | 68,670,427.70 |
| | | | |
| | | 293,093,953.30 | 133,810,891.85 |
| | | 899,347,869.59 | 722,366,690.20 |
| | | 1,047,099,951.27 | 1,382,080,357.83 |

2011 1—12

: :

| | | | |
|--|--|----------------|----------------|
| | | | |
| | | 378,249,985.22 | 327,428,993.63 |
| | | 378,249,985.22 | 327,428,993.63 |
| | | | |
| | | | |
| | | 375,810,902.28 | 372,565,927.54 |
| | | 199,849,545.41 | 224,739,907.56 |
| | | | |
| | | | |
| | | | |

| | | | |
|-----|-----|---------------|----------------|
| | | | |
| | | | |
| | | | |
| | | 6,187,967.81 | 4,099,550.25 |
| | | 70,944,639.93 | 21,067,523.70 |
| | | 60,290,220.28 | 63,079,381.76 |
| | | 32,901,049.70 | 58,681,869.08 |
| | | 5,637,479.15 | 897,695.19 |
| " " | | | |
| | " " | 39,976,647.84 | 268,4649.64.82 |

| | | | |
|-----|--|----------------|----------------|
| | | 31,035,739.43 | 59,274,944.65 |
| | | 5,163,155.74 | 13,745,275.32 |
| " " | | | |
| " " | | 35,573,270.29 | -652,516.08 |
| | | | |
| " " | | 54,128,689.87 | -44,654,349.57 |
| | | 136,080,037.88 | 106,175,761.64 |
| | | 3,907,483.35 | 28,119,739.68 |
| | | | |
| " " | | 186,301,244.40 | 33,401,672.39 |
| | | 9,320,065.01 | 76,808.14 |
| " " | | 176,981,179.39 | 33,324,864.25 |
| | | | |
| | | | |
| | | | |
| | | 176,981,179.39 | 33,324,864.25 |

2011 1—12

:

:

| | | | |
|--|--|----------------|----------------|
| | | | |
| | | | |
| | | 395,907,361.46 | 339,975,737.94 |
| | | | |
| | | | |
| | | | |
| | | | |
| | | | |
| | | | |
| | | | |
| | | | |
| | | | |
| | | | |
| | | 33,290,741.96 | 5,603,333.93 |

| | | | |
|--|--|----------------|----------------|
| | | | |
| | | | |
| | | | |
| | | | |
| | | | |
| | | 33,776,625.16 | 29,103,804.55 |
| | | 41,012,584.75 | 37,754,369.72 |
| | | 65,292,353.14 | 34,259,928.70 |
| | | 338,179,728.38 | 304,818,971.78 |
| | | 91,018,375.04 | 40,760,100.09 |
| | | | |
| | | | |
| | | | 268,464.00 |
| | | 369,525.00 | 210,225.00 |
| | | 199,068,528.87 | |
| | | | 5,600,000.00 |
| | | 199,438,053.87 | 6,078,689.00 |
| | | 9,569,194.71 | 21,270,616.86 |
| | | | |
| | | | |
| | | | |
| | | 9,569,194.71 | 21,270,616.86 |
| | | 189,868,859.16 | -15,191,927.86 |
| | | | |
| | | | |
| | | | |
| | | | 271,500,000.00 |
| | | | |
| | | | |
| | | | 271,500,000.00 |
| | | 315,406,473.16 | 197,020,000.00 |
| | | 69,216,092.16 | 6,918,774.99 |
| | | | |
| | | | |
| | | 384,622,565.32 | 203,938,774.99 |

| | | | |
|--|--|-----------------|----------------|
| | | -384,622,565.32 | 67,561,225.01 |
| | | | |
| | | -103,735,331.12 | 93,129,397.24 |
| | | 142,050,854.70 | 48,921,457.46 |
| | | 38,315,523.58 | 142,050,854.70 |

2011 1—12

:

:

| | | | |
|--|--|----------------|----------------|
| | | | |
| | | | |
| | | 182,420,870.67 | 116,413,417.74 |
| | | | |
| | | 47,092,701.44 | 64,613,839.57 |
| | | 229,513,572.11 | 181,027,257.31 |
| | | 24,928,714.38 | 13,607,651.53 |
| | | 19,140,170.70 | 16,703,931.07 |
| | | 34,991,451.42 | 32,131,441.65 |
| | | 53,723,058.57 | 71,570,528.26 |
| | | 132,783,395.07 | 134,013,552.51 |
| | | 96,730,177.04 | 47,013,704.80 |
| | | | |

| | | | |
|--|--|-----------------|----------------|
| | | | |
| | | | 271,500,000.00 |
| | | 315,406,473.16 | 197,020,000.00 |
| | | 67,514,566.24 | 6,918,774.99 |
| | | | |
| | | 382,921,039.40 | 203,938,774.99 |
| | | -382,921,039.40 | 67,561,225.01 |
| | | | |
| | | -96,259,116.72 | 99,616,169.27 |
| | | 117,162,877.50 | 17,546,708.23 |
| | | 20,903,760.78 | 117,162,877.50 |

: :

| | | | | | | | | | | |
|-----|----------------|----------------|--|--|---------------|--|----------------|--|--------------|----------------|
| | | | | | | | | | | |
| | | | | | | | | | | |
| | | | | | | | | | | |
| | | | | | | | | | | |
| | 305,295,872.00 | 224,589,498.65 | | | 68,670,427.70 | | 123,991,935.80 | | 2,423,385.01 | 724,971,119.16 |
| | | | | | | | | | | |
| | | | | | | | | | | |
| | | | | | | | | | | |
| | 305,295,872.00 | 224,589,498.65 | | | 68,670,427.70 | | 123,991,935.80 | | 2,423,385.01 | 724,971,119.16 |
| " " | | 28,009,116.26 | | | 17,698,117.94 | | 147,856,941.47 | | -89,381.29 | 193,474,794.38 |
| | | | | | | | 165,555,059.41 | | 30,486.61 | 165,585,546.02 |
| | | 28,009,116.26 | | | | | | | | 28,009,116.26 |
| | | 28,009,116.26 | | | | | 165,555,059.41 | | 30,486.61 | 193,594,662.28 |
| | | | | | | | | | -119,867.90 | -119,867.90 |
| 1 | | | | | | | | | | |
| 2 | | | | | | | | | | |
| 3 | | | | | | | | | -119,867.90 | -119,867.90 |
| | | | | | 17,698,117.94 | | -17,698,117.94 | | | |
| 1 | | | | | 17,698,117.94 | | -17,698,117.94 | | | |

| | | | | | | | | | |
|---|----------------|----------------|--|--|---------------|--|----------------|--------------|----------------|
| 2 | | | | | | | | | |
| 3 | | | | | | | | | |
| 4 | | | | | | | | | |
| | | | | | | | | | |
| 1 | | | | | | | | | |
| 2 | | | | | | | | | |
| 3 | | | | | | | | | |
| 4 | | | | | | | | | |
| | | | | | | | | | |
| 1 | | | | | | | | | |
| 2 | | | | | | | | | |
| | | | | | | | | | |
| | 305,295,872.00 | 252,598,614.91 | | | 86,368,545.64 | | 271,848,877.27 | 2,334,003.72 | 918,445,913.54 |

: :

| | | | | | | | | | | |
|--|----------------|----------------|--|--|---------------|--|---------------|--------------|----------------|--|
| | | | | | | | | | | |
| | | | | | | | | | | |
| | | | | | | | | | | |
| | 305,295,872.00 | 224,589,498.65 | | | 65,337,941.27 | | 93,761,033.88 | 2,586,330.31 | 691,570,676.11 | |
| | | | | | | | | | | |
| | | | | | | | | | | |

| | | | | | | | | | |
|-----|----------------|----------------|--|--|---------------|---------------|--------------|----------------|--|
| | | | | | | | | | |
| | 305,295,872.00 | 224,589,498.65 | | | 65,337,941.27 | 93,761,033.88 | 2,586,330.31 | 691,570,676.11 | |
| " " | | | | | 3,332,486.43 | 30,230,901.92 | -162,945.30 | 33,400,443.05 | |
| | | | | | | 33,563,388.35 | -162,945.30 | 33,400,443.05 | |
| | | | | | | 33,563,388.35 | -162,945.30 | 33,400,443.05 | |
| | | | | | | | | | |
| 1 | | | | | | | | | |
| 2 | | | | | | | | | |
| 3 | | | | | | | | | |
| | | | | | 3,332,486.43 | -3,332,486.43 | | | |
| 1 | | | | | 3,332,486.43 | -3,332,486.43 | | | |
| 2 | | | | | | | | | |
| 3 | | | | | | | | | |
| 4 | | | | | | | | | |
| | | | | | | | | | |
| 1 | | | | | | | | | |
| 2 | | | | | | | | | |
| 3 | | | | | | | | | |
| 4 | | | | | | | | | |
| | | | | | | | | | |
| 1 | | | | | | | | | |
| 2 | | | | | | | | | |

| | | | | | | | | | |
|--|----------------|----------------|--|--|---------------|--|----------------|--|-----------------------------|
| | | | | | | | | | |
| | 305,295,872.00 | 224,589,498.65 | | | 68,670,427.70 | | 123,991,935.80 | | 2,423,385.01 724,971,119.16 |

2011 1—12

| | | | | | | | | | |
|-----|----------------|----------------|--|--|---------------|--|----------------|--|----------------|
| | | | | | | | | | |
| | 305,295,872.00 | 214,589,498.65 | | | 68,670,427.70 | | 133,810,891.85 | | 722,366,690.20 |
| | | | | | | | | | |
| | | | | | | | | | |
| | 305,295,872.00 | 214,589,498.65 | | | 68,670,427.70 | | 133,810,891.85 | | 722,366,690.20 |
| " " | | | | | 17,698,117.94 | | 159,283,061.45 | | 176,981,179.39 |
| | | | | | | | 176,981,179.39 | | 176,981,179.39 |
| | | | | | | | 176,981,179.39 | | 176,981,179.39 |
| | | | | | | | | | |
| 1 | | | | | | | | | |
| 2 | | | | | | | | | |
| 3 | | | | | | | | | |
| | | | | | 17,698,117.94 | | -17,698,117.94 | | |

| | | | | | | | | |
|----|----------------|----------------|--|--|---------------|--|----------------|----------------|
| 1 | | | | | 17,698,117.94 | | -17,698,117.94 | |
| 2. | | | | | | | | |
| 3 | | | | | | | | |
| 4 | | | | | | | | |
| | | | | | | | | |
| 1 | | | | | | | | |
| 2 | | | | | | | | |
| 3 | | | | | | | | |
| 4 | | | | | | | | |
| | | | | | | | | |
| 1 | | | | | | | | |
| 2 | | | | | | | | |
| | | | | | | | | |
| | 305,295,872.00 | 214,589,498.65 | | | 86,368,545.64 | | 293,093,953.30 | 899,347,869.59 |

: :

| | | | | | | | | |
|-----|----------------|----------------|--|--|---------------|--|----------------|----------------|
| | | | | | | | | |
| | | | | | | | | |
| | 305,295,872.00 | 214,589,498.65 | | | 65,337,941.27 | | 103,818,514.03 | 689,041,825.95 |
| | | | | | | | | |
| | | | | | | | | |
| | 305,295,872.00 | 214,589,498.65 | | | 65,337,941.27 | | 103,818,514.03 | 689,041,825.95 |
| " " | | | | | 3,332,486.43 | | 29,992,377.82 | 33,324,864.25 |

| | | | | | | | | |
|----|----------------|----------------|--|--|--|---------------|----------------|----------------|
| | | | | | | | 33,324,864.25 | 33,324,864.25 |
| | | | | | | | | |
| | | | | | | | 33,324,864.25 | 33,324,864.25 |
| | | | | | | | | |
| 1 | | | | | | | | |
| 2 | | | | | | | | |
| 3 | | | | | | | | |
| | | | | | | 3,332,486.43 | -3,332,486.43 | |
| 1 | | | | | | 3,332,486.43 | -3,332,486.43 | |
| 2. | | | | | | | | |
| 3 | | | | | | | | |
| 4 | | | | | | | | |
| | | | | | | | | |
| 1 | | | | | | | | |
| 2 | | | | | | | | |
| 3 | | | | | | | | |
| 4 | | | | | | | | |
| | | | | | | | | |
| 1 | | | | | | | | |
| 2 | | | | | | | | |
| | | | | | | | | |
| | 305,295,872.00 | 214,589,498.65 | | | | 68,670,427.70 | 133,810,891.85 | 722,366,690.20 |

| | | | | | | | |
|--------|------|-----|------|----------------|----|----------------|----------------|
| 1 | | | | " | " | | |
| | 1996 | 23 | | | | | 1996 |
| 2 | | | 1997 | 4 | 24 | | |
| [1997] | 178 | 179 | | | | 6 | 12 |
| | | | " | 600080" | | 204,800,000.00 | 2000 8 |
| | | | | 230,835,200.00 | | 99,840,000.00 | 2006 |
| 6 | 12 | | | | | | |
| | | | | | | 99,840,000.00 | |
| | | | | | | 10 | 7.458 |
| | | | | | | | 305,295,872.00 |
| 2 | | | | | | | |
| | | | | " | " | | |

1

| | | | | | | | |
|---|--|--|---|--|----|--|------|
| | | | | | | | 2006 |
| 2 | | | — | | 38 | | |

2

| | | | | | | | |
|--|--|--|--|--|--|--|--|
| | | | | | | | |
|--|--|--|--|--|--|--|--|

3

| | | | | | | | |
|--|--|--|--|---|---|----|----|
| | | | | 1 | 1 | 12 | 31 |
|--|--|--|--|---|---|----|----|

1

2

7

8

9

1

2

4

5

()

(1)

100 100

(2)

| | | (%) | (%) |
|---|---|-----|-----|
| 1 | 1 | 5 | 5 |
| 1 | 2 | 10 | 10 |
| 2 | 3 | 20 | 20 |
| 3 | 4 | 30 | 30 |
| 4 | 5 | 40 | 40 |
| 5 | | 50 | 50 |

3

11

1

| |
|--|
| |
|--|

2

[Empty rectangular box]

3

[Large empty rectangular box]

4

[Empty rectangular box]


5

[Empty rectangular box]


12


1

[Empty rectangular box]




2





3



| |
|--|
| |
|--|

4

| | |
|--|-----|
| | 24 |
| | 9 5 |

13

| | |
|--|----|
| | 24 |
|--|----|

14

1

| |
|--|
| |
|--|

2

| | (%) | (%) |
|-------|-----|-----------|
| 10-50 | 5 | 1.90-9.5 |
| 10-30 | 5 | 3.167-9.5 |
| 8 | 5 | 11.875 |
| 5 | 5 | 11.875 |

3

24

4

5

15

24

16

1

2

3

1

2

5

10

24

18

1

| | |
|---|--|
| 2 | |
| 3 | |
| 4 | |

19

| | |
|---|----|
| 1 | |
| 2 | 10 |

20

| | |
|---|--|
| 1 | |
| 2 | |
| 3 | |
| 4 | |

21

1


2

3

22

1

2



23

/

1

2


3

1

2



24



25

| |
|---|
| 1 |
|---|

26

27

1

| |
|-----|
| 17% |
| 5% |
| 7% |
| 15% |

2

| | | | |
|------|---|----|-----|
| 2009 | 9 | 18 | 15% |
|------|---|----|-----|

1

1

| | |
|-----|-----|
| 500 | 480 |
| 500 | 375 |
| 500 | 225 |
| 100 | 100 |
| 500 | |

500

(%)

(%)

| | | | |
|-----|-----|--------------|------------|
| 96 | 96 | -17,725.13 | -11,987.50 |
| 75 | 75 | | |
| 45 | 45 | 2,351,728.85 | 42,474.44 |
| 100 | 100 | | |
| 100 | 100 | | |
| 100 | 100 | | |

"

"

2

52750

57749

(%)

(%)

| | |
|-----|-----|
| 100 | 100 |
|-----|-----|

2

%

75

3

| | | 38,654,401.18 | 100.00 | 2,033,206.95 | 5.26 | | |
|------|-------|----------------------|---------|---------------------|----------------------|-------|-------------------|
| | | 38,654,401.18 | -- | 2,033,206.95 | -- | | |
| | | | | | | | |
| | | | (%) | | (%) | | |
| | | 10,585,262.66 | 100.00 | 647,577.93 | 6.12 | | |
| | | 10,585,262.66 | -- | 647,577.93 | -- | | |
| | | | | | | | |
| | | | (%) | | (%) | | |
| 1 | | 37,505,385.45 | 97.03 | 1,875,269.27 | 9.496,664.46 | 89.72 | 474,833.23 |
| 1 | 2 | 929,602.40 | 2.40 | 92,960.24 | 627,637.12 | 5.93 | 62,763.71 |
| 2 | 3 | 73,002.00 | 0.19 | 14,600.40 | 283,073.34 | 2.67 | 56,614.67 |
| 3 | 4 | 81,874.95 | 0.21 | 24,562.49 | 177,887.74 | 1.68 | 53,366.32 |
| 4 | 5 | 64,536.38 | 0.17 | 25,814.55 | | | |
| 5 | | | | | | | |
| | | 38,654,401.18 | -- | 2,033,206.95 | 10,585,262.66 | -- | 647,577.93 |
| 2 | | | | | | | |
| 3 | | | | | | | |
| 4 | | | 5%(5%) | | | | |
| 2011 | 12 31 | | | 5% | 5% | | |

| 5 | | | | | | |
|---|---------------|-------|----------------------|--------------|---------------------|--------------|
| | | | | | | (%) |
| 1 | | | 12,883,353.77 | 1 | | 33.33 |
| 2 | | | 8,336,250.00 | 1 | | 21.57 |
| 3 | | | 3,680,775.00 | 1 | | 9.52 |
| 4 | | | 2,693,057.63 | 1 | | 6.97 |
| 5 | | | 1,435,015.20 | 1 | | 3.71 |
| | | | 29,028,451.60 | | | 75.10 |
| 4 | | | | | | |
| 1 | | | | | | |
| | | | | | | (%) |
| | | | | | | (%) |
| | | | 84,998,689.53 | 99.24 | 4,482,730.20 | 5.27 |
| | | | 651,472.30 | 0.76 | 651,472.30 | 100.00 |
| | | | 85,650,161.83 | -- | 5,134,202.50 | -- |
| | | | | | | (%) |
| | | | | | | (%) |
| | | | 9,090,081.29 | 93.31 | 630,106.98 | 6.93 |
| | | | 651,472.30 | 6.69 | 651,472.30 | 100.00 |
| | | | 9,741,553.59 | -- | 1,281,579.28 | -- |
| | | | | | | (%) |
| | | | | | | (%) |
| 1 | 83,675,169.26 | 98.44 | 4,183,758.46 | 7,923,476.90 | 87.17 | 395,874.22 |

| | | | | | | | |
|---|---|----------------------|------|---------------------|---------------------|------|-------------------|
| 1 | 2 | 635,993.63 | 0.75 | 63,599.36 | 658,386.92 | 7.24 | 65,905.30 |
| 2 | 3 | 306,452.49 | 0.36 | 61,290.50 | 147,571.53 | 1.62 | 29,514.31 |
| 3 | 4 | 62,152.93 | 0.07 | 18,645.88 | 66,158.95 | 0.73 | 19,847.68 |
| 4 | 5 | 40,246.10 | 0.05 | 16,098.44 | 282,780.25 | 3.11 | 113,112.1 |
| 5 | | 278,675.12 | 0.33 | 139,337.56 | 11,706.74 | 0.13 | 5,853.37 |
| | | 84,998,689.53 | -- | 4,482,730.20 | 9,090,081.29 | -- | 630,106.98 |

| | | | | | | | |
|--|--|-------------------|--|-------------------|--|------|----|
| | | 651,472.30 | | 651,472.30 | | 100% | |
| | | 651,472.30 | | 651,472.30 | | -- | -- |

2

3

4 5%(5%)

2011 12 31 5% 5%

5

| | |
|-----------|-----------|
| 27,800.00 | 20,000.00 |
| 7800.00 | 7800.00 |

6

| | | | |
|--|----------------------|-----|--------------|
| | | | (%) |
| | 78,000,000.00 | 1 | 91.07 |
| | 3,812,275.81 | 1 | 4.45 |
| | 318,077.65 | 1-2 | 0.37 |
| | 300,000.00 | 1-2 | 0.35 |
| | 200,000.00 | 2-3 | 0.23 |
| | 82,630,353.46 | | 96.47 |

5

1

| | | (%) | | (%) |
|-----|----------------------|---------------|---------------------|---------------|
| 1 | 6,820,155.51 | 66.67 | 3,489,906.33 | 45.37 |
| 1 2 | | | 135,251.01 | 1.76 |
| 2 3 | 2,496.01 | 0.02 | 41,375.00 | 0.54 |
| 3 | 3,406,956.10 | 33.31 | 4,024,692.79 | 52.33 |
| | 10,229,607.62 | 100.00 | 7,691,225.13 | 100.00 |

| | | |
|---|--------------|--------------|
| 3 | 3,406,951.10 | 3,300,000.00 |
|---|--------------|--------------|

2

| | | |
|--|----------------------|---|
| | 3,300,000.00 | 3 |
| | 1,010,656.00 | 1 |
| | 620,000.00 | 1 |
| | 432,000.00 | 1 |
| | 396,625.04 | 1 |
| | 300,000.00 | 1 |
| | 5,049,635.696 | |

| |
|--------------|
| 3,300,000.00 |
|--------------|

3

5%(5%)

2011 12 31

5% 5%

6

1

| | | | | |
|----------------------|----------------------|----------------------|-------------------|----------------------|
| 7,124,175.33 | 7,124,175.33 | 6,577,976.22 | 114,133.32 | 6,463,842.90 |
| 2,784,582.63 | 2,784,582.63 | 1,535,289.90 | | 1,535,289.90 |
| 18,753,237.95 | 18,753,237.95 | 21,301,982.70 | | 21,301,982.70 |
| 3,987,114.31 | 3,987,114.31 | 2,632,561.13 | | 2,632,561.13 |
| 2,619,810.05 | 2,619,810.05 | 1,468,961.55 | | 1,468,961.55 |
| 35,268,920.27 | 35,268,920.27 | 33,516,771.50 | 114,133.32 | 33,402,638.18 |

2

| | |
|-------------------|-------------------|
| 114,133.32 | 114,133.32 |
| 114,133.32 | 114,133.32 |

3

| |
|-------|
| 0.32% |
|-------|

7

1

| | | |
|-----------------------|-----------------------|-----------------------|
| 148,391,235.63 | 148,391,235.63 | 148,391,235.63 |
| 5,885,500.00 | 5,885,500.00 | 5,885,500.00 |
| 3,750,000.00 | | |
| 158,026,735.63 | 154,276,735.63 | 154,276,735.63 |

(%) (%)

2011

| | | | |
|-------|-------|---------------------|-------------------|
| 15.02 | 15.02 | | |
| 9.52 | 9.52 | | |
| 75.00 | 75.00 | 3,750,000.00 | 203,030.57 |
| | | 3,750,000.00 | 203,030.57 |

2

| |
|------------|
| 203,030.57 |
|------------|

8

1

2011

| | | | |
|---------------|----|----|---------------|
| 38,853,078.30 | -- | -- | 35,829,788.77 |
| 1,476,598.68 | -- | -- | 1,728,862.25 |
| 3,788,148.71 | -- | -- | 6,419,248.85 |

28,478,669.40

80,348,326.10

2

| | | | |
|--------------|--------------|--------------|------------|
| 8,181,811.78 | 6,349,213.84 | 1,194,466.86 | 638,131.08 |
|--------------|--------------|--------------|------------|

3

4

5

6

| | | | |
|--|--|--|--|
| | | | |
|--|--|--|--|

7

| | | | | | | | |
|---|---------------|------|-----------|---------------|------|---|----|
| 1 | 75,406,473.16 | 2011 | 1 | 4 | 2011 | 1 | 20 |
| | 2011 | 2 | | | | | |
| | 300 | | | | | | |
| | 2011 | 11 | 27,800.00 | | | | |
| 2 | | | | 73,000,000.00 | | | |
| | | | 1 | | | | |

9

1

| | | | |
|--|--|--|--|
| | | | |
|--|--|--|--|

| | | | | |
|-----------------------|-----------------------|-----------------------|--|-----------------------|
| - | | 104,228,263.71 | | 104,228,263.71 |
| 30,154,940.56 | 30,154,940.56 | 106,310,431.02 | | 106,310,431.02 |
| 168,891,780.78 | 168,891,780.78 | 168,891,780.78 | | 168,891,780.78 |
| 311,599.83 | 311,599.83 | 5,400.00 | | 5,400.00 |
| 199,358,321.17 | 199,358,321.17 | 379,435,875.51 | | 379,435,875.51 |

2

| | | | | |
|----------------|-----------------------|---------------------|----------------------|-----------------------|
| - | 104,228,263.71 | 713,000.00 | | 104,941,263.71 |
| 140,000,000.00 | 106,310,431.02 | 6,381,518.58 | 80,281,826.10 | 2,255,182.94 |
| | 168,891,780.78 | | | 0 |
| | 5,400.00 | 1,047,893.49 | 66,500.00 | 675,193.66 |
| | 379,435,875.51 | 8,142,412.07 | 80,348,326.10 | 107,871,640.31 |

(%)

(%)

| | | | | |
|-------|-------|--|--|-----------------------|
| - | | | | |
| 80.50 | 85.00 | | | 30,154,940.56 |
| | | | | 168,891,780.78 |
| | | | | 311,599.83 |
| | | | | 199,358,321.17 |

| | | |
|---|---|---|
| 8 | 7 | 1 |
|---|---|---|

10

1

| | | | | |
|-----|----------------------|-------------------|-------------------|----------------------|
| | 62,131,768.02 | 808,000.00 | 265,020.00 | 62,674,748.02 |
| " " | 1,013,620.00 | | 265,020.00 | 748,600.00 |
| | 881,150.88 | | | 881,150.88 |
| | 18,104,931.39 | | | 18,104,931.39 |
| | 5,146,465.75 | | | 5,146,465.75 |

| | | | | | | |
|------------|---|---------------------|-------------------|----------------------|------------|------------|
| | 36,985,600.00 | | | 36,985,600.00 | | |
| | | 808,000.00 | | 808,000.00 | | |
| | 10,526,853.67 | 3,438,237.55 | 180,374.97 | 13,784,716.25 | | |
| " " | 730,113.41 | 49,775.01 | 180,374.97 | 599,513.45 | | |
| | 603,366.07 | 43,963.29 | | 647,329.36 | | |
| | 6,563,037.78 | 1,810,493.16 | | 8,373,530.94 | | |
| | 1,074,536.84 | 678,654.84 | | 1,753,191.68 | | |
| | 1,555,799.57 | 848,617.92 | | 2,404,417.49 | | |
| | | 6,733.33 | | 6,733.33 | | |
| | 51,604,914.35 | | | 48,890,031.77 | | |
| " " | 283,506.59 | | | 149,086.55 | | |
| | 277,784.81 | | | 233,821.52 | | |
| | 11,541,893.61 | | | 9,731,400.45 | | |
| | 4,071,928.91 | | | 3,393,274.07 | | |
| | 35,429,800.43 | | | 34,581,182.51 | | |
| | | | | 801,266.67 | | |
| | 51,604,914.35 | | | 48,890,031.77 | | |
| " " | 283,506.59 | | | 149,086.55 | | |
| | 277,784.81 | | | 233,821.52 | | |
| | 11,541,893.61 | | | 9,731,400.45 | | |
| | 4,071,928.91 | | | 3,393,274.07 | | |
| | 35,429,800.43 | | | 34,581,182.51 | | |
| | | | | 801,266.67 | | |
| | <u>3,438,237.55</u> | | | | | |
| 2 | | | | | | |
| | <table border="0" style="width: 100%;"> <tr> <td style="width: 50%;">283,500.00</td> <td style="width: 50%;">167,925.45</td> </tr> </table> | | | | 283,500.00 | 167,925.45 |
| 283,500.00 | 167,925.45 | | | | | |
| 2 | | | | | | |
| | 198,000.00 | | 198,000.00 | | | |
| | 662,500.00 | 295,846.15 | | 958,346.15 | | |

| | | | | |
|-----|-------------------|---------------------|-------------------|---------------------|
| | | 200,000.00 | | 200,000.00 |
| | | 200,000.00 | | 200,000.00 |
| | | 325,000.00 | | 325,000.00 |
| | | 108,000.00 | | 108,000.00 |
| ERP | | 198,260.00 | | 198,260.00 |
| | 860,500.00 | 1,327,106.15 | 198,000.00 | 1,989,606.15 |

100%

0

11

| | | | | |
|--|---------------------|------------------|---------------------|-------------------|
| | 1,312,500.00 | | 1,312,500.00 | |
| | 143,052.41 | 13,000.00 | 38,675.05 | 117,377.36 |
| | 1,455,552.41 | 13,000.00 | 1,351,175.05 | 117,377.36 |

| | |
|-----|-----------|
| | 13,000.00 |
| 3-5 | |

12

/

1

| | | | |
|--|--|---------------------|---------------------|
| | | 993,641.10 | |
| | | 993,641.10 | |
| | | 7,300,460.55 | 7,604,646.41 |
| | | 7,300,460.55 | 7,604,646.41 |

2

| | | | |
|--|--|-------------------|-------------------|
| | | 697,300.38 | 492,609.39 |
| | | 697,300.38 | 492,609.39 |

3

6,624,274.00

6,624,274.00

| |
|---|
| , |
| , |

13

| | | | |
|---------------------|---------------------|------------------|----------------------|
| 1,929,157.21 | 5,277,905.44 | 39,653.20 | 7,167,409.45 |
| 114,133.32 | | | 114,133.32 |
| 1,778,426.69 | | | 95,650.39 |
| | 3,750,000.00 | | 3,750,000.00 |
| 3,821,717.22 | 9,027,905.44 | 39,653.20 | 209,783.71 |
| | | | 12,600,185.75 |

| |
|------------|
| 203,030.57 |
|------------|

14

1

419,906.473.16

419,906,473.16

2

| | | |
|---|------------|----------------|
| 1 | 2 | |
| 2 | | 104,500,00.00 |
| 3 | 2011 12 31 | 167,000,000.00 |

15

600,000.00

4,754,610.46

| | | 600,000.00 | | | 4,754,610.46 |
|------------|---|----------------------|---------------------|---------------------|----------------------|
| | | <u>600,000.00</u> | | | |
| 16 | | | | | |
| 1 | | | | | |
| <hr/> | | | | | |
| 1 | | 21,595,583.30 | | | 17,856,632.15 |
| 1 | | 20,460,873.58 | | | 20,044,456.45 |
| | | 42,056,456.88 | | | 37,901,088.60 |
| <hr/> | | | | | |
| 2 | | 5%(5%) | | | |
| 2011 12 31 | | | | 5% | 5% |
| <hr/> | | | | | |
| 3 | 1 | | | | |
| <hr/> | | | | | |
| 17 | | | | | |
| 1 | | | | | |
| <hr/> | | | | | |
| 1 | | 13,034,216.63 | | | 4,233,487.32 |
| 1 | | 2,209,385.35 | | | 1,636,462.72 |
| | | 15,243,601.98 | | | 5,869,950.04 |
| <hr/> | | | | | |
| 2 | | 5%(5%) | | | |
| 2011 12 31 | | | | 5% | 5% |
| <hr/> | | | | | |
| 18 | | | | | |
| <hr/> | | | | | |
| | | 1,721,306.68 | 21,533,352.74 | 19,918,410.89 | 3,336,248.53 |
| | | 1,406,159.76 | 3,671,727.63 | 3,853,123.80 | 1,224,763.59 |
| 1 | | 1,125,294.83 | 831,328.34 | 832,078.84 | 1,124,544.33 |
| 2 | | 268,175.45 | 2,522,395.21 | 2,696,337.57 | 94,233.09 |
| 3 | | 5,600.55 | 231,681.49 | 236,907.46 | 374.58 |
| <hr/> | | | | | |

| | | | | |
|---|---------------------|----------------------|----------------------|---------------------|
| 4 | 6,925.25 | 48,189.21 | 52,183.17 | 2,931.29 |
| 5 | 163.68 | 38,133.38 | 35,616.76 | 2,680.30 |
| | 158,783.52 | 735,280.02 | 687,896.47 | 206,167.07 |
| | 2,664,490.61 | 548,165.26 | 857,669.62 | 2,354,986.25 |
| | 5,950,740.57 | 26,488,525.65 | 25,317,100.78 | 7,122,165.44 |

0

19

| | | |
|--|----------------------|---------------------|
| | 3,318,881.93 | 1,076,245.89 |
| | 159,821.18 | 193,672.99 |
| | 9,077,494.44 | 27,235.19 |
| | | 198,522.53 |
| | | 655,445.68 |
| | 146,133.63 | 58,739.57 |
| | 310,532.73 | 146,470.21 |
| | 12,150.80 | 18,823.93 |
| | 225,383.01 | 66,894.18 |
| | 25,135.89 | 13,524.16 |
| | 13,275,533.61 | 2,455,574.33 |

20

| | |
|--|------------------------------|
| | 167,370.189.80 |
| | <u>167,370,189.80</u> |

2

21

| | |
|-----------|-----------|
| | 1 |
| 22,870.91 | 22,870.91 |

| | | |
|--|-------------------|-------------------|
| | 67,329.09 | 67,329.09 |
| | 262,400.00 | 262,400.00 |
| | 40,000.00 | 40,000.00 |
| | 392,600.00 | 392,600.00 |

22

1

| | | |
|---|----------------------|----------------------|
| 1 | 34,641,369.43 | 30,052,267.02 |
| 1 | 29,719,878.21 | 16,423,557.22 |
| | 64,361,247.64 | 46,475,824.24 |

2 5%(5%)

| | | |
|--|-------------------|-------------------|
| | 697,064.51 | 697,064.51 |
| | 697,064.51 | 697,064.51 |

3 1

| | | |
|--|--|--|
| | | |
|--|--|--|

4

| | | |
|--|--|--|
| | | |
|--|--|--|

23

| | | | |
|--|-------------------|------------------|-------------------|
| | 302,614.33 | 39,358.00 | 263,256.33 |
| | 302,614.33 | 39,358.00 | 263,256.33 |

| | | |
|-----------|------------|------------|
| 2010 3 20 | " " | 600,000.00 |
| | 297,385.67 | 39,358.00 |

24

| | |
|--|--------------|
| | 3,823,229.45 |
|--|--------------|

3,823,229.45

| | | | | | |
|---------------|----|------|---------------|------|---------------|
| 2009 | 12 | 4 | | | |
| 45,991,600.00 | | 2009 | 25,000,000.00 | 2010 | 5,000,000.00 |
| | | 2010 | 30,000,000.00 | | |
| | | | | | 3 |
| | | 16 | - | | 26,176,770.55 |
| 3,823,229.45 | | | | | |

25

1

+

305,295,872.00

305,295,872.00

305,295,872.00

305,295,872.00

26

1

202,187,281.60

202,187,281.60

22,402,217.05 28,009,116.26

50,411,333.31

224,589,498.65 28,009,116.26

252,598,614.91

2

| | | | |
|------|---|---------------|---------------|
| 2008 | 4 | 22 | |
| | | 2010 | 12 31 |
| | | 28,009,116.26 | |
| | | | 28,009,116.26 |

27

1

| | | |
|----------------------|----------------------|----------------------|
| 67,804,369.28 | 17,698,117.94 | 85,502,487.22 |
| 866,058.42 | | 866,058.42 |
| 68,670,427.70 | 17,698,117.94 | 86,368,545.64 |

28

| | | |
|-----|----------------|----------------|
| | 123,991,935.80 | 93,761,033.88 |
| | 123,991,935.80 | 93,761,033.88 |
| | 165,555,059.41 | 33,563,388.35 |
| 10% | 17,698,117.94 | 3,332,486.43 |
| | 271,848,877.27 | 123,991,935.80 |

29

1

| | |
|-----------------------|-----------------------|
| 373,798,666.61 | 325,099,049.65 |
| 4,451,318.61 | 2,329,943.98 |
| 378,249,985.22 | 327,428,993.63 |
| 199,445,060.55 | 224,258,984.85 |
| 404,484.86 | 480,922.71 |
| 199,849,545.41 | 224,739,907.56 |

2

| | | | |
|----------------|----------------|----------------|----------------|
| 188,142,748.36 | 43,140,206.05 | 124,873,511.90 | 45,475,176.86 |
| 134,104,753.29 | 128,109,451.17 | 154,683,812.21 | 152,112,445.11 |

2011

| | | | | |
|--|-----------------------|-----------------------|-----------------------|-----------------------|
| | 51,542,164.96 | 28,195,403.33 | 45,541,725.54 | 26,671,362.88 |
| | 9,000.00 | | | |
| | 373,798,666.61 | 199,445,060.55 | 325,099,049.65 | 224,258,984.85 |

3

| | | | (%) |
|---|----------------------|--|--------------|
| 1 | 49,258,303.89 | | 13.02 |
| 2 | 19,127,829.81 | | 5.06 |
| 3 | 8,650,642.74 | | 2.29 |
| 4 | 7,449,680.78 | | 1.97 |
| 5 | 7,167,521.37 | | 1.89 |
| | 91,653,978.59 | | 24.23 |

| | | | (%) |
|---|----------------------|--|--------------|
| 1 | 13,637,449.83 | | 4.17 |
| 2 | 13,104,444.44 | | 4.00 |
| 3 | 11,311,965.81 | | 3.45 |
| 4 | 10,942,637.61 | | 3.34 |
| 5 | 8,856,070.24 | | 2.70 |
| | 57,852,567.93 | | 17.66 |

30

| | | | |
|--|----|---------------------|---------------------|
| | 5% | 2,577,558.25 | 2,277,138.17 |
| | 7% | 2,129,991.97 | 1,275,688.43 |
| | 5% | 1,480,417.59 | 546,723.65 |
| | | 6,187,967.81 | 4,099,550.25 |

31

| | | | |
|--|--|---------------|--------------|
| | | 47,958,253.49 | 2,971,079.51 |
| | | 7,029,044.86 | 4,312,660.48 |
| | | 4,360,014.60 | 4,030,000.00 |
| | | 3,935,341.19 | 3,450,685.91 |
| | | 1,662,160.34 | 607,601.19 |
| | | 860,409.52 | 634,069.19 |

| | | |
|-----------|----------------------|----------------------|
| | 592,087.04 | 177,291.41 |
| | 435,173.64 | 394,632.44 |
| | 401,310.87 | 610,357.48 |
| | 350,000.00 | |
| | 230,776.92 | 238,545.12 |
| | 195,777.80 | |
| | 177,693.35 | 61,488.20 |
| | 140,190.03 | 147,831.13 |
| | 139,582.05 | 351,540.80 |
| | 112,717.80 | 141,671.20 |
| | 100,000.00 | 126,000.00 |
| | 94,163.50 | 16,588.00 |
| | 90,000.00 | 427,073.65 |
| | 74,844.60 | 240,386.60 |
| | 10,219.30 | 299,109.40 |
| | | 283,247.61 |
| | | 4,000,000.00 |
| | | 649,258.67 |
| | | 150,000.00 |
| | 1,541,072.84 | 2,978,296.20 |
| | 60,290,220.28 | 63,079,381.76 |
| 33 | | |
| | 32,812,350.60 | 59,142,235.77 |
| | 415,880.11 | 782,841.27 |
| | 2,353.80 | 1,440.49 |
| | 502,225.41 | 321,034.09 |
| | 32,901,049.70 | 58,681,869.08 |
| 34 | | |
| | 5,277,875.44 | 201,042.84 |
| | | 114,133.32 |
| | 359,603.71 | |

| | | |
|--|---------------------|----------------------|
| | 3,823,229.45 | 26,726,770.55 |
| | 100,000.00 | |
| | 900,000.00 | |
| | 4,823,229.45 | 26,726,770.55 |

| |
|---|
| 2 |
|---|

37

| | | |
|--|---------------------|----------------------|
| | 30,184.07 | 23,214,237.07 |
| | 30,184.07 | 16,970,893.49 |
| | | 6,243,343.59 |
| | 22,894.22 | 131,029.81 |
| | 17,670.51 | |
| | 3,854,023.67 | 4,780,274.33 |
| | 12,121.83 | 20,943.36 |
| | 3,936,894.30 | 28,146,484.57 |

| |
|--------------|
| 3,854,023.67 |
|--------------|

38

| | | |
|--|---------------------|--------------------|
| | 10,334,851.82 | 106,877.59 |
| | -1,297,826.96 | -304,185.86 |
| | 9,037,024.86 | -197,308.27 |

39

| | | |
|---------|----------------|----------------|
| P1 | 165,555,059.41 | 33,563,388.35 |
| F | 164,936,969.62 | 62,257,441.87 |
| P2=P1-F | 618,089.79 | -28,694,053.52 |
| P3 | | |
| P4 | | |
| SO | 305,295,872.00 | 305,295,872.00 |
| S1 | | |

| | | | |
|-----------|------------|----------------|----------------|
| | Si | | |
| | M | | |
| | Sj | | |
| | Mj | | |
| | Sk | | |
| | M0 | | |
| | S=S0+S1+S | | |
| | i *M/M0-S | 305,295,872.00 | 305,295,872.00 |
| | j *Mj/M0-S | | |
| | k | | |
| | X1 | | |
| | X2=S+X1 | | |
| / | | | |
| | Y1=P1/S | 0.5423 | 0.1099 |
| | Y2=P2/S | 0.0020 | -0.0940 |
| | Y3= P1 | | |
| | P3 /X2 | | |
| | Y4= P2 | | |
| | P4 /X2 | | |
| 40 | | | |
| 1 | | | |
| 2 | | | |
| 3 | | | |

4

5

28,009,116.26

28,009,116.26

28,009,116.26

| | | | |
|---------------|----|----|---------------|
| 2008 | 4 | 22 | |
| | | | |
| | | | |
| 2010 | 12 | 31 | |
| 28,009,116.26 | | | |
| | | | 28,009,116.26 |

41

1

| | | |
|--|----------------------|---------------------|
| | | 1,653,063.91 |
| | 1,805,999.87 | 1,813,408.82 |
| | 1,754,630.51 | 794,657.84 |
| | 1,000,000.00 | 550,000.00 |
| | 305,115.21 | 369,598.59 |
| | 415,880.11 | 275,819.77 |
| | 28,009,116.26 | |
| | | 146,785.00 |
| | 33,290,741.96 | 5,603,333.93 |

2

| | | |
|--|---------------|---------------|
| | 62,785,571.78 | 31,116,350.50 |
| | | 2,363,578.20 |

| | | | |
|-----------|-----|-----------------------|----------------------|
| | | 2,506,781.36 | 780,000.00 |
| | | 65,292,353.14 | 34,259,928.70 |
| 42 | | | |
| 1 | | | |
| 1 | | 165,585,546.02 | 33,400,443.05 |
| | | 5,637,479.15 | 897,695.19 |
| | | 28,478,669.40 | 32,019,924.25 |
| | | 3,438,237.55 | 3,496,881.86 |
| | | 1,351,175.05 | 3,155,424.21 |
| | “ ” | 150,534.15 | 23,056,257.02 |
| | “ ” | 9,244.37 | |
| | “ ” | | |
| | “ ” | 32,812,350.60 | 59,142,235.77 |
| | “ ” | -39,976,647.84 | -268,464.00 |
| | “ ” | -993,641.10 | |
| | “ ” | -304,185.86 | -304,185.86 |
| | “ ” | -1,980,415.41 | 10,724,559.96 |
| | “ ” | -132,096,262.60 | -4,421,188.07 |
| | “ ” | -134,954,241.94 | -14,706,731.14 |
| | | 163,860,533.50 | -105,432,752.15 |
| | | 91,018,375.04 | 40,760,100.09 |
| 2 | | | |
| 3 | | | |
| | | 38,315,523.58 | 142,050,854.70 |
| | | 142,050.854.70 | 48,921,457.46 |

| | | | |
|---|----------------|-----------------|----------------|
| | | -103,735,331.12 | 93,129,397.24 |
| | 163,860,533.50 | 131,034,187.79 | |
| | 3,823,229.45 | 28,009,116.26 | |
| | 2 | | |
| 1 | | | |
| 2 | | | |
| 3 | | | |
| 4 | | | |
| 1 | | 278,000,000.00 | |
| 2 | | 200,000,000.00 | |
| | | 462,684.66 | |
| 3 | | 199,537,315.34 | |
| 4 | | 249,027,448.03 | |
| | | 1,033,568.45 | |
| | | 354,103,929.65 | |
| | | 106,110,050.07 | |
| 3 | | | |
| | | 38,315,523.58 | 142,050,854.70 |
| | | 164,976.42 | 462,870.33 |

| | | | |
|--------|-----|-----|------------|
| 500 | 45 | 45 | 22055302-9 |
| 52,750 | 100 | 100 | 72996951-0 |
| 100 | 100 | 100 | 66867509-1 |

3

75213953-1
62390462-0
29446999-7
67862966-2

5

1 /

283,500.00 %
100

%

2

2008 4 22

2010 12 31

28,009,116.26

28,009,116.26

6

1

| | | |
|--|------------|------------|
| | 697,064.51 | 697,064.51 |
| | 13,759.50 | 13,759.50 |

2011 12 31

1

| | |
|------------|---------------|
| 2008 4 22 | 2008 |
| 5 2010 5 | |
| 2011 12 31 | 28,009,116.26 |

2

2011 12 31

2012 4 9

7800

1

| | | |
|-----|---------|--------------|
| 1 | 100% | 2011 2 |
| 500 | " | 2004 35504 " |
| | 21389.5 | 28622 |

| | | | | |
|---------------|----------------|----------------|----|---------------|
| " | 5 | 2011 | 12 | 8 |
| 5 | | | | |
| | 2011 | 7 | 31 | |
| 73,000,000.00 | 112,426,572.47 | 185,426,572.47 | | |
| | 2011 | 12 | 31 | " |
| | | | | " |
| | | | | 90,000,000.00 |
| | | | | 90,000,000.00 |
| 95,426,572.47 | | | | |
| | | | 3 | |
| | 2011 | 12 | 31 | |
| | | | | 73,000,000.00 |
| 17,000,000.00 | 95,426,572.47 | | | |
| 2 | 2011 | 1 | 4 | |
| 75,406,473.16 | 29,363,916.36 | 35,601,615.32 | | |
| | 2011 | | | |
| | 2011 | 12 | 31 | |

1

1

| | | | |
|--|----------------------|--------|---------------------|
| | | | |
| | | | |
| | | (%) | (%) |
| | 34,816,767.68 | 100.00 | 1,805,731.25 |
| | | | 5.19 |
| | 34,816,767.68 | -- | 1,805,731.25 |
| | | | -- |

| | | (%) | | (%) |
|--|---------------------|--------|-------------------|------|
| | 4,535,393.23 | 100.00 | 322,789.71 | 7.12 |
| | 4,535,393.23 | -- | 322,789.71 | -- |

| | | (%) | | (%) | | |
|-----|----------------------|-------|---------------------|---------------------|-------|-------------------|
| 1 | 34,378,432.35 | 98.74 | 1,718,921.61 | 3,878,261.56 | 85.52 | 193,913.08 |
| 1 2 | 219,522.00 | 0.63 | 21,952.20 | 203,384.80 | 4.48 | 20,338.48 |
| 2 3 | 72,402.00 | 0.21 | 14,480.40 | 275,859.13 | 6.08 | 55,171.83 |
| 3 4 | 81,874.95 | 0.24 | 24,562.49 | 177,887.74 | 3.92 | 53,366.32 |
| 4 5 | 64,536.38 | 0.18 | 25,814.55 | | | |
| 5 | | | | | | |
| | 34,816,767.68 | -- | 1,805,731.25 | 4,535,393.23 | -- | 322,789.71 |

2

3

4

5%(5%)

2011 12 31

5% 5%

5

| | | (%) |
|---|---------------|-------|
| 1 | 12,883,353.77 | 37.00 |
| 2 | 8,336,250.00 | 23.94 |
| 3 | 3,680,775.00 | 10.57 |
| 4 | 2,693,057.63 | 7.73 |
| 5 | 1,435,015.20 | 4.12 |

2011

| | | | |
|-------------------|-------------------|------|----|
| 420,205.30 | 420,205.30 | 100% | |
| 420,205.30 | 420,205.30 | -- | -- |

| | | | | |
|---|-----------------------|-----------------------|-------------------|-----------------------|
| | 2,250,000.00 | 1,996,740.74 | | 1,996,740.74 |
| | 577,490,000.00 | 541,769,460.99 | | 541,769,460.99 |
| | 1,000,000.00 | 1,000,000.00 | | 1,000,000.00 |
| 2 | | | | |
| 3 | | | | |
| 4 | 15,4276,735.63 | 154,276,735.63 | | 154,276,735.63 |
| | 148,391,235.63 | 148,391,235.63 | | 148,391,235.63 |
| | 5,885,500.00 | 5,885,500.00 | | 5,885,500.00 |
| | 743,566,735.63 | 699,706,344.31 | 203,030.57 | 699,503,313.74 |

| | (%) | (%) | | |
|---|-------|-------|----------------------|-------------------|
| 1 | | | | |
| | 96 | 96 | 4,339,623.62 | |
| | 75 | 75 | 3,750,000.00 | 203,030.57 |
| | 45 | 45 | 253,259.26 | |
| | 100 | 100 | 35,720,539.01 | |
| | 100 | 100 | | |
| 2 | | | | |
| 3 | | | | |
| 4 | | | | |
| | 15.02 | 15.02 | | |
| | 9.52 | 9.52 | | |
| | | | 44,063,421.89 | 203,030.57 |

4

1

| | | |
|--|-----------------------|-----------------------|
| | 191,226,788.82 | 125,788,059.98 |
| | 4,451,318.61 | 2,329,943.98 |
| | 195,678,107.43 | 128,118,003.96 |
| | 43,140,206.05 | 46,389,724.94 |
| | 404,484.86 | 480,922.71 |
| | 43,544,690.91 | 46,870,647.65 |

2

| | | | | |
|--|-----------------------|----------------------|-----------------------|----------------------|
| | 191,217,788.82 | 43,140,206.05 | 125,788,059.98 | 46,389,724.94 |
| | 9,000.00 | | | |
| | 191,226,788.82 | 43,140,206.05 | 125,788,059.98 | 46,389,724.94 |

3

| | | | |
|---|----------------------|--------------|-----|
| | | | (%) |
| 1 | 49,258,303.89 | 25.17 | |
| 2 | 19,127,829.81 | 9.78 | |
| 3 | 8,650,642.74 | 4.42 | |
| 4 | 7,449,680.78 | 3.81 | |
| 5 | 7,167,521.37 | 3.66 | |
| | 91,653,978.59 | 46.84 | |

| | | | |
|---|----------------------|--------------|-----|
| | | | (%) |
| 1 | 13,104,444.44 | 10.23 | |
| 2 | 11,311,965.81 | 8.83 | |
| 3 | 10,942,637.61 | 8.54 | |
| 4 | 3,780,644.27 | 2.95 | |
| 5 | 3,566,461.54 | 2.78 | |
| | 42,706,153.67 | 33.33 | |

5

1

268,464.00

35,573,270.29 -920,980.08

35,573,270.29 -652,516.08

2

| | | |
|------|----|-----------|
| 2011 | 2 | |
| 300 | | |
| 2011 | 11 | 27,800.00 |

6

1

1

176,981,179.39 33,324,864.25

5,163,155.74 13,745,275.32

10,456,994.41 13,817,059.26

3,397,399.41 3,456,043.72

1,351,175.05 3,150,000.00

“ ” -173,851.58 23,033,639.48

“ ” 9,244.37

“ ”

“ ” 31,005,562.23 59,142,235.77

“ ” -35,573,270.29 652,516.08

“ ” -993,641.10

“ ”

“ ” -1,570,615.86 12,635,536.48

“ ” -164,699,483.32 5,713,828.58

| | | | |
|----------|-----|----------------------|----------------------|
| | “ ” | -92,484,204.91 | -16,224,541.99 |
| | | 163,860,533.50 | -105,432,752.15 |
| | | 96,730,177.04 | 47,013,704.80 |
| 2 | | | |
| 3 | | | |
| | | 20,903,760.78 | 117,162,877.50 |
| | | 117,162,877.50 | 17,546,708.23 |
| | | -96,259,116.72 | 99,616,169.27 |
| 2 | | | |
| 1 | | | |
| 2 | | | |
| 3 | | | |
| 4 | | | |
| 1 | | 278,000,000.00 | |
| 2 | | 200,000,000.00 | |
| | | 462,684.66 | |
| 3 | | 199,537,315.34 | |
| 4 | | 249,027,448.03 | |
| | | 1,033,568.45 | |
| | | 354,103,929.65 | |

| | | | |
|----------|----------------------|-----------------------|----------------|
| | | 106,110,050.07 | |
| 3 | | | |
| | 20,903,760.78 | 117,944,645.79 | |
| | 38,964.12 | 81,768.29 | |
| | 20,864,796.66 | 117,162,877.50 | |
| | | 700,000.00 | |
| | 20,903,760.78 | 117,944,645.79 | |
| | 20,903,760.78 | 117,944,645.78 | |
| 1 | | | |
| | | 204,665.85 | -23,056,257.02 |
| | | 4,823,229.45 | 26,726,770.55 |
| | | 131,034,187.79 | 79,255,981.60 |

| | | |
|---|----------------|----------------|
| P2=P1-F | 618,089.79 | -28,694,053.52 |
| E0 | 722,547,734.15 | 688,984,345.80 |
| Ei | | |
| Mi | | |
| Ej | | |
| Mj | | |
| Ek | | |
| Mk | | |
| M0 | 12 | 12 |
| E1 | 916,111,909.82 | 722,547,734.15 |
| $E2=E0+P1/2+Ei*$ $Mi/M0-Ej*Mj/M0+$ $Ek*Mk/M0$ | 819,329,821.99 | 705,766,039.98 |
| $Y1=P1/E2$ | 0.2021 | 0.0476 |
| $Y2=P2/E2$ | 0.0008 | -0.0407 |

2

| | 本期金额 | 上期金额 | 本期金额 | 上期金额 |
|--|--------|---------|--------|---------|
| | 0.5423 | 0.1099 | 0.5423 | 0.1099 |
| | 0.0020 | -0.0940 | 0.0020 | -0.0940 |

4

| | 2011 | 12 | 31 | 2010 | 12 | 31 |
|----------------|------|----|----|------|----|---------------|
| 103,735,331.12 | | | | | | |
| | | | | | | 73.03% |
| | 2011 | 12 | 31 | 2010 | 12 | 31 |
| 265.17% | | | | | | 28,069,138.52 |
| | 2011 | 12 | 31 | 2010 | 12 | 31 |
| 33% | | | | | | 2,538,382.49 |
| | 2011 | 12 | 31 | 2010 | 12 | 31 |
| 72,908,608.24 | | | | | | |
| | | | | | | 779.22% |
| | | | | | | 7800 |
| | 2011 | 12 | 31 | 2010 | 12 | 31 |

| | | | | | | | | | |
|----------------|---------|------|------|----|--|------|------|---------------|---------------|
| 1,388,175.05 | 91.94% | | | | | 2011 | 5 | | |
| | | 2011 | 12 | 31 | | 2010 | 12 | 31 | |
| 167,370,189.80 | 100% | | | | | | | 29,363,916.36 | |
| | | | | | | | | 17,000,000.00 | |
| | | 2011 | 12 | 31 | | 2010 | 12 | 31 | 17,885,423.40 |
| | 38.48% | | | | | | | | |
| | | | | | | 2011 | 12 | 31 | |
| 3,823,229.45 | 100% | | | | | | | | |
| | | 2011 | 1-12 | | | 2010 | 1-12 | | 49,877,116.23 |
| | 236.75% | | | | | | | | |

2012 4

1
2
3

2012 4 10